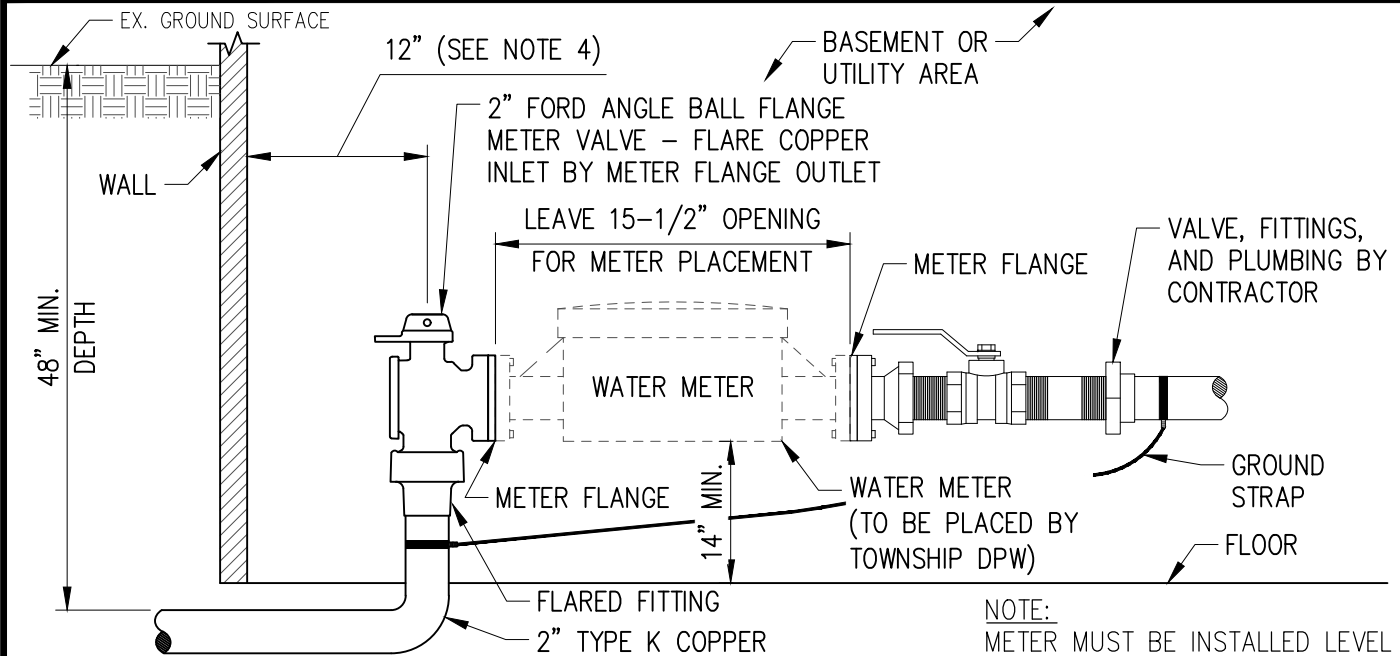


CHARTER TOWNSHIP OF GRAND BLANC

5371 SOUTH SAGINAW STREET - P.O. BOX 1833

GRAND BLANC, MI 48480-0057 (810) 424-2640

WATER METER PLACEMENT THROUGH FLOOR DETAIL FOR 2" METER



Notes:

1. Grand Blanc Township shall provide a locked meter valve and fittings at time of meter purchase.
2. Ground Strap will be put in place by contractor.
3. A Chaser Tube with pull string shall be installed from the meter location to the exterior of the home/business using 1/2-inch PEX tubing for the MXU wire. Do not use fittings on PEX tubing for MXU chaser tube. PEX Chaser tube MUST be the color white. On the exterior of the structure, PEX Tubing MUST be 10 inches away from any other utility and 3 inches above the bottom of the exterior siding. PEX Chaser tube MUST be labeled "For Meter" or "Meter". Sweeps are acceptable.
4. Face of first flare nut through the wall or floor MUST be 12 inches from any and/or all finished walls.
5. The first fitting through the wall or floor shall be flared. No fittings shall be encased in concrete or inside of the footing of the structure.
6. Water meters will not be installed in crawl spaces.
7. The curb box must be above ground and accessible at the time of meter installation and DPW Final Inspection. Lines from the water main to the curb box and from the curb box to the house must be connected.
8. When the above work is completed, the owner or contractor shall contact the Grand Blanc Township Department of Public Works, (810) 424-2640 for placement of the water meter.
9. Water Meter is to be installed by Grand Blanc Township Personnel Only. Meter will not be installed, unless provided valve with lock is in place. The structure MUST have permanent heat and siding/exterior finishes completed prior to water meter installation.
10. Per Ordinance # 1-1-80, Section II, 7.02, when additional trips are required to be made by township personnel to install a meter to a site where the request is made by, or on behalf of, a licensed contractor, an additional charge of Forty Dollars (\$40.00) per trip shall be made.

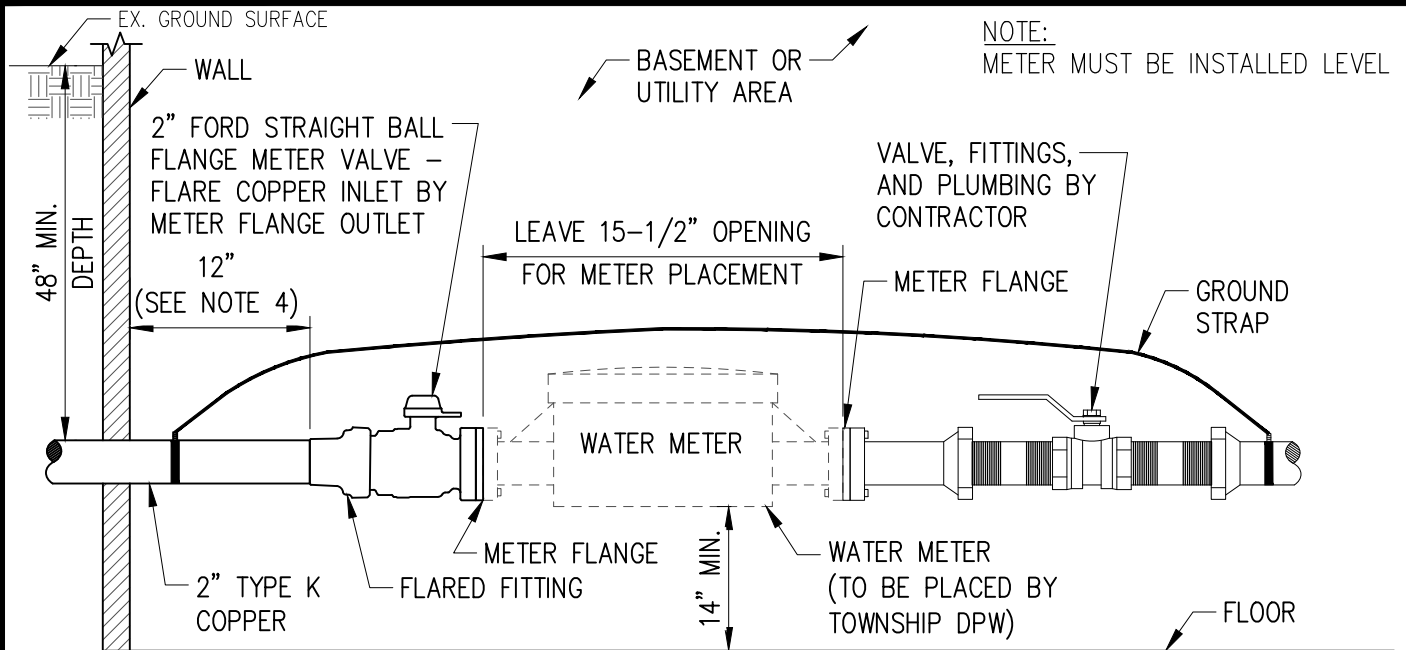
JANUARY, 2020

CHARTER TOWNSHIP OF GRAND BLANC

5371 SOUTH SAGINAW STREET - P.O. BOX 1833

GRAND BLANC, MI 48480-0057 (810) 424-2640

WATER METER PLACEMENT THROUGH WALL DETAIL FOR 2" METER



Notes:

1. Grand Blanc Township shall provide a locked meter valve and fittings at time of meter purchase.
2. Ground Strap will be put in place by contractor.
3. A Chaser Tube with pull string shall be installed from the meter location to the exterior of the home/business using 1/2-inch PEX tubing for the MXU wire. Do not use fittings on PEX tubing for MXU chaser tube. PEX Chaser tube MUST be the color white. On the exterior of the structure, PEX Tubing MUST be 10 inches away from any other utility and 3 inches above the bottom of the exterior siding. PEX Chaser tube MUST be labeled "For Meter" or "Meter". Sweeps are acceptable.
4. Face of first flare nut through the wall or floor MUST be 12 inches from any and/or all finished walls.
5. The first fitting through the wall or floor shall be flared. No fittings shall be encased in concrete or inside of the footing of the structure.
6. Water meters will not be installed in crawl spaces.
7. The curb box must be above ground and accessible at the time of meter installation and DPW Final Inspection. Lines from the water main to the curb box and from the curb box to the house must be connected.
8. When the above work is completed, the owner or contractor shall contact the Grand Blanc Township Department of Public Works, (810) 424-2640 for placement of the water meter.
9. Water Meter is to be installed by Grand Blanc Township Personnel Only. Meter will not be installed, unless provided valve with lock is in place. The structure MUST have permanent heat and siding/exterior finishes completed prior to water meter installation.
10. Per Ordinance # 1-1-80, Section II, 7.02, when additional trips are required to be made by township personnel to install a meter to a site where the request is made by, or on behalf of, a licensed contractor, an additional charge of Forty Dollars (\$40.00) per trip shall be made.

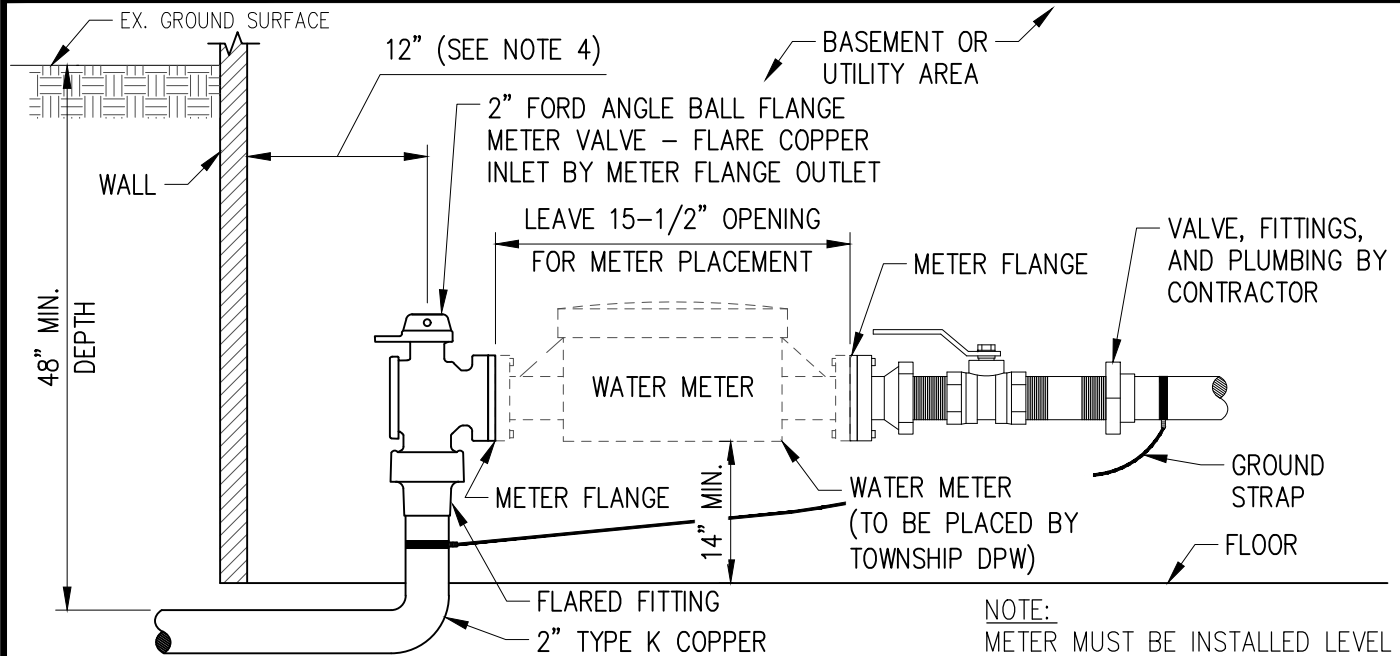
JANUARY, 2020

CHARTER TOWNSHIP OF GRAND BLANC

5371 SOUTH SAGINAW STREET - P.O. BOX 1833

GRAND BLANC, MI 48480-0057 (810) 424-2640

WATER METER PLACEMENT THROUGH FLOOR DETAIL FOR 2" METER



Notes:

1. Grand Blanc Township shall provide a locked meter valve and fittings at time of meter purchase.
2. Ground Strap will be put in place by contractor.
3. A Chaser Tube with pull string shall be installed from the meter location to the exterior of the home/business using 1/2-inch PEX tubing for the MXU wire. Do not use fittings on PEX tubing for MXU chaser tube. PEX Chaser tube MUST be the color white. On the exterior of the structure, PEX Tubing MUST be 10 inches away from any other utility and 3 inches above the bottom of the exterior siding. PEX Chaser tube MUST be labeled "For Meter" or "Meter". Sweeps are acceptable.
4. Face of first flare nut through the wall or floor MUST be 12 inches from any and/or all finished walls.
5. The first fitting through the wall or floor shall be flared. No fittings shall be encased in concrete or inside of the footing of the structure.
6. Water meters will not be installed in crawl spaces.
7. The curb box must be above ground and accessible at the time of meter installation and DPW Final Inspection. Lines from the water main to the curb box and from the curb box to the house must be connected.
8. When the above work is completed, the owner or contractor shall contact the Grand Blanc Township Department of Public Works, (810) 424-2640 for placement of the water meter.
9. Water Meter is to be installed by Grand Blanc Township Personnel Only. Meter will not be installed, unless provided valve with lock is in place. The structure MUST have permanent heat and siding/exterior finishes completed prior to water meter installation.
10. Per Ordinance # 1-1-80, Section II, 7.02, when additional trips are required to be made by township personnel to install a meter to a site where the request is made by, or on behalf of, a licensed contractor, an additional charge of Forty Dollars (\$40.00) per trip shall be made.

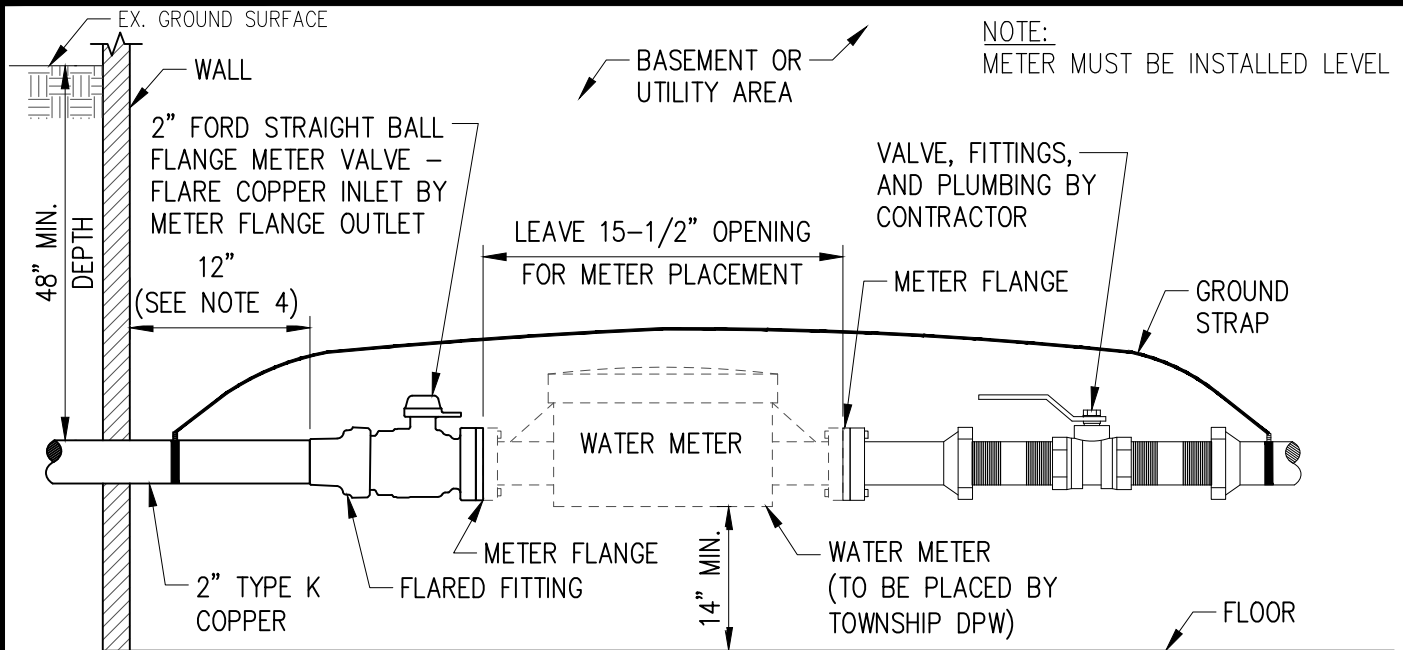
JANUARY, 2020

CHARTER TOWNSHIP OF GRAND BLANC

5371 SOUTH SAGINAW STREET - P.O. BOX 1833

GRAND BLANC, MI 48480-0057 (810) 424-2640

WATER METER PLACEMENT THROUGH WALL DETAIL FOR 2" METER



Notes:

1. Grand Blanc Township shall provide a locked meter valve and fittings at time of meter purchase.
2. Ground Strap will be put in place by contractor.
3. A Chaser Tube with pull string shall be installed from the meter location to the exterior of the home/business using 1/2-inch PEX tubing for the MXU wire. Do not use fittings on PEX tubing for MXU chaser tube. PEX Chaser tube MUST be the color white. On the exterior of the structure, PEX Tubing MUST be 10 inches away from any other utility and 3 inches above the bottom of the exterior siding. PEX Chaser tube MUST be labeled "For Meter" or "Meter". Sweeps are acceptable.
4. Face of first flare nut through the wall or floor MUST be 12 inches from any and/or all finished walls.
5. The first fitting through the wall or floor shall be flared. No fittings shall be encased in concrete or inside of the footing of the structure.
6. Water meters will not be installed in crawl spaces.
7. The curb box must be above ground and accessible at the time of meter installation and DPW Final Inspection. Lines from the water main to the curb box and from the curb box to the house must be connected.
8. When the above work is completed, the owner or contractor shall contact the Grand Blanc Township Department of Public Works, (810) 424-2640 for placement of the water meter.
9. Water Meter is to be installed by Grand Blanc Township Personnel Only. Meter will not be installed, unless provided valve with lock is in place. The structure MUST have permanent heat and siding/exterior finishes completed prior to water meter installation.
10. Per Ordinance # 1-1-80, Section II, 7.02, when additional trips are required to be made by township personnel to install a meter to a site where the request is made by, or on behalf of, a licensed contractor, an additional charge of Forty Dollars (\$40.00) per trip shall be made.

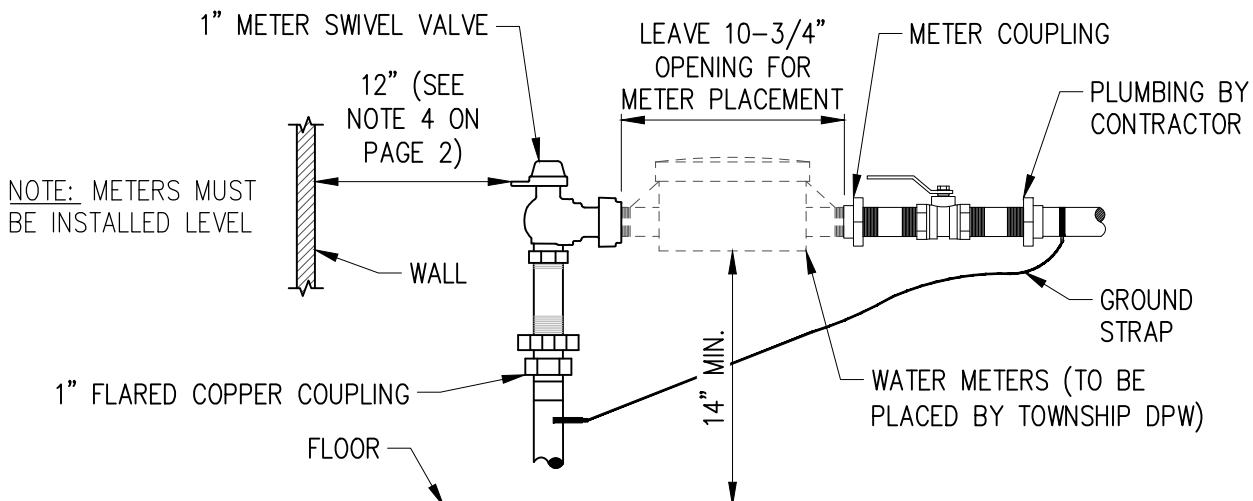
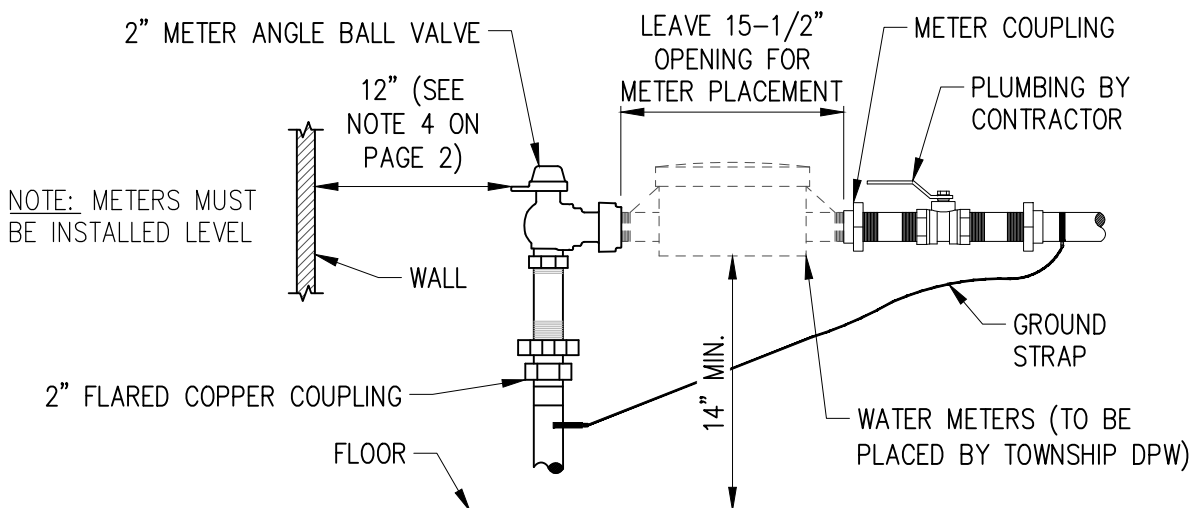
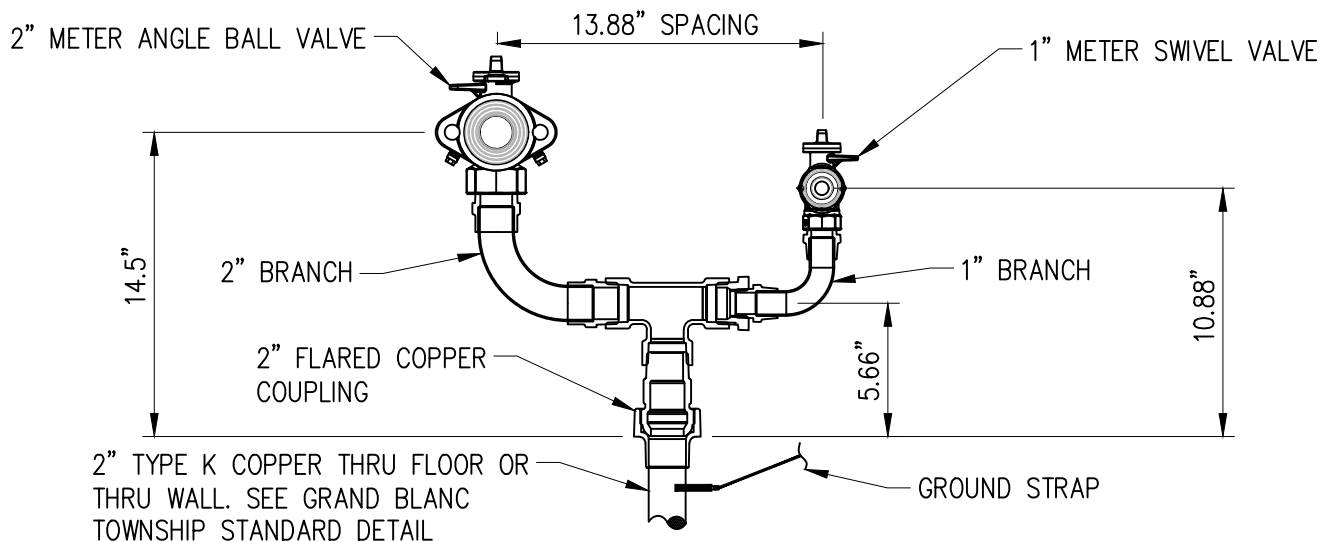
JANUARY, 2020

CHARTER TOWNSHIP OF GRAND BLANC

5371 SOUTH SAGINAW STREET - P.O. BOX 1833

GRAND BLANC, MI 48480-0057 (810) 424-2640

WATER METER DETAIL FOR 2" x 1" BRANCH METER



CHARTER TOWNSHIP OF GRAND BLANC

5371 SOUTH SAGINAW STREET - P.O. BOX 1833

GRAND BLANC, MI 48480-0057 (810) 424-2640

WATER METER DETAIL FOR 2" x 1" BRANCH METER

Notes:

1. Grand Blanc Township shall provide a locked meter valve and fittings at time of meter purchase.
2. Ground Strap will be put in place by contractor.
3. A Chaser Tube with pull string shall be installed from the meter location to the exterior of the home/business using 1/2-inch PEX tubing for the MXU wire. Do not use fittings on PEX tubing for MXU chaser tube. PEX Chaser tube MUST be the color white. On the exterior of the structure, PEX Tubing MUST be 10 inches away from any other utility and 3 inches above the bottom of the exterior siding. PEX Chaser tube MUST be labeled "For Meter" or "Meter". Sweeps are acceptable.
4. Face of first flare nut through the wall or floor MUST be 12 inches from any and/or all finished walls.
5. The first fitting through the wall or floor shall be flared. No fittings shall be encased in concrete or inside of the footing of the structure.
6. Water meters will not be installed in crawl spaces.
7. The curb box must be above ground and accessible at the time of meter installation and DPW Final Inspection. Lines from the water main to the curb box and from the curb box to the house must be connected.
8. When the above work is completed, the owner or contractor shall contact the Grand Blanc Township Department of Public Works, (810) 424-2640 for placement of the water meter.
9. Water Meter is to be installed by Grand Blanc Township Personnel Only. Meter will not be installed, unless provided valve with lock is in place. The structure MUST have permanent heat and siding/exterior finishes completed prior to water meter installation.
10. Per Ordinance # 1-1-80, Section II, 7.02, when additional trips are required to be made by township personnel to install a meter to a site where the request is made by, or on behalf of, a licensed contractor, an additional charge of Forty Dollars (\$40.00) per trip shall be made.
11. See Water Meter Placement through Floor Detail and Water Meter Placement through Wall Detail for additional meter installation details and requirements.

CHARTER TOWNSHIP OF GRAND BLANC

5371 SOUTH SAGINAW STREET - P.O. BOX 1833

GRAND BLANC, MI 48480-0057 (810) 424-2640

WATER METER DETAIL FOR 2" x 1" BRANCH METER

Notes:

1. Grand Blanc Township shall provide a locked meter valve and fittings at time of meter purchase.
2. Ground Strap will be put in place by contractor.
3. A Chaser Tube with pull string shall be installed from the meter location to the exterior of the home/business using 1/2-inch PEX tubing for the MXU wire. Do not use fittings on PEX tubing for MXU chaser tube. PEX Chaser tube MUST be the color white. On the exterior of the structure, PEX Tubing MUST be 10 inches away from any other utility and 3 inches above the bottom of the exterior siding. PEX Chaser tube MUST be labeled "For Meter" or "Meter". Sweeps are acceptable.
4. Face of first flare nut through the wall or floor MUST be 12 inches from any and/or all finished walls.
5. The first fitting through the wall or floor shall be flared. No fittings shall be encased in concrete or inside of the footing of the structure.
6. Water meters will not be installed in crawl spaces.
7. The curb box must be above ground and accessible at the time of meter installation and DPW Final Inspection. Lines from the water main to the curb box and from the curb box to the house must be connected.
8. When the above work is completed, the owner or contractor shall contact the Grand Blanc Township Department of Public Works, (810) 424-2640 for placement of the water meter.
9. Water Meter is to be installed by Grand Blanc Township Personnel Only. Meter will not be installed, unless provided valve with lock is in place. The structure MUST have permanent heat and siding/exterior finishes completed prior to water meter installation.
10. Per Ordinance # 1-1-80, Section II, 7.02, when additional trips are required to be made by township personnel to install a meter to a site where the request is made by, or on behalf of, a licensed contractor, an additional charge of Forty Dollars (\$40.00) per trip shall be made.
11. See Water Meter Placement through Floor Detail and Water Meter Placement through Wall Detail for additional meter installation details and requirements.

CHARTER TOWNSHIP OF GRAND BLANC

5371 SOUTH SAGINAW STREET - P.O. BOX 1833

GRAND BLANC, MI 48480-0057 (810) 424-2640

WATER METER DETAIL FOR 2" x 1" BRANCH METER

